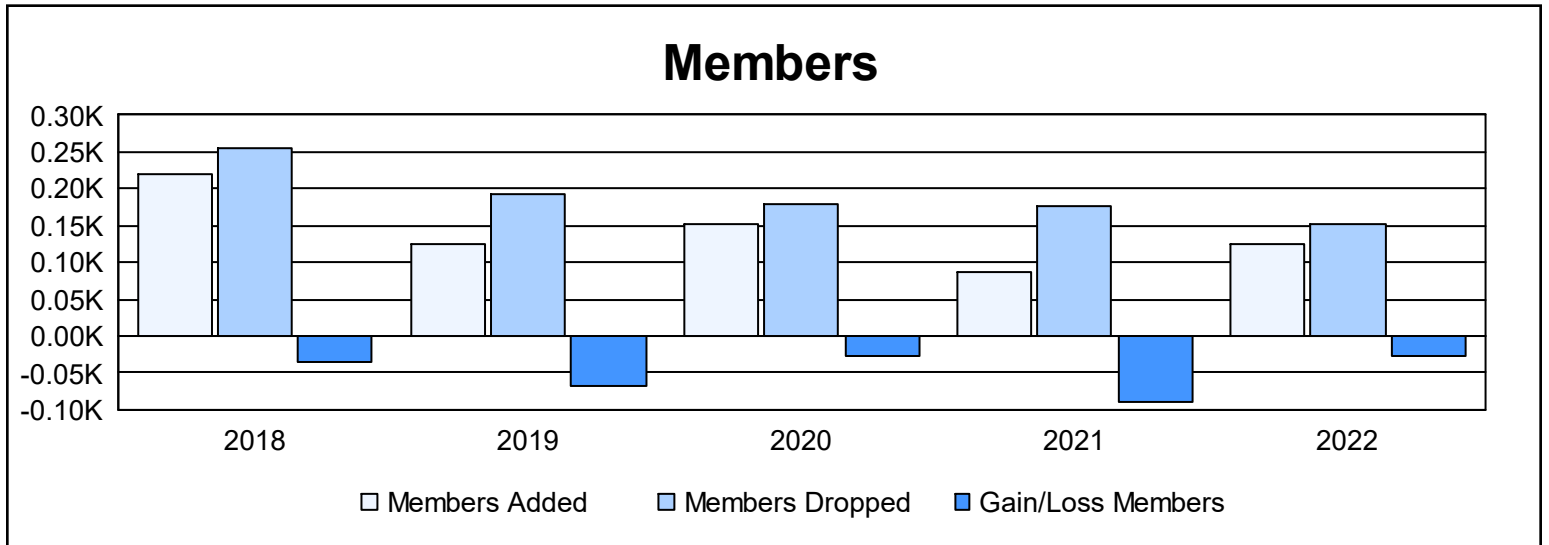
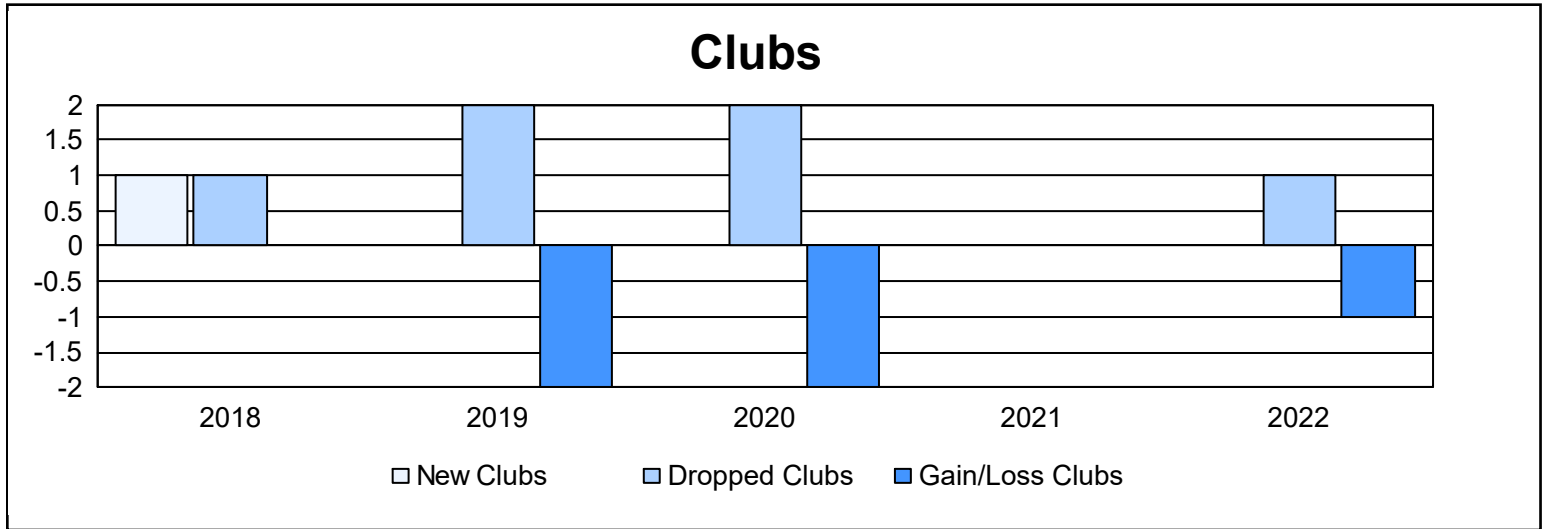
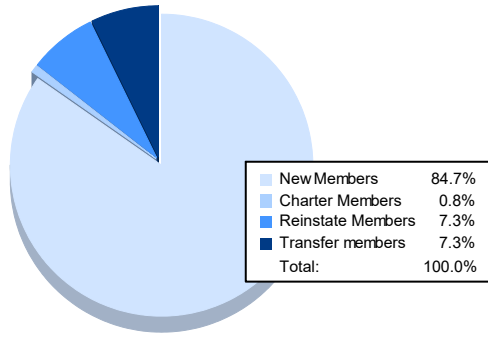


| Year           | New Clubs | Dropped Clubs | Gain/ Loss Clubs | New Members | Charter Members | Reinstate Members | Transfer Members | Total Member Added | Total Members Dropped | Gain/ Loss Members |
|----------------|-----------|---------------|------------------|-------------|-----------------|-------------------|------------------|--------------------|-----------------------|--------------------|
| 2017-2018      | 1         | 1             | 0                | 169         | 28              | 10                | 13               | 220                | 254                   | -34                |
| 2018-2019      | 0         | 2             | -2               | 107         | 1               | 9                 | 7                | 124                | 192                   | -68                |
| 2019-2020      | 0         | 2             | -2               | 136         | 0               | 9                 | 6                | 151                | 178                   | -27                |
| 2020-2021      | 0         | 0             | 0                | 74          | 0               | 7                 | 6                | 87                 | 177                   | -90                |
| 2021-2022      | 0         | 1             | -1               | 105         | 1               | 9                 | 9                | 124                | 151                   | -27                |
| <b>Average</b> | <b>0</b>  | <b>1</b>      | <b>-1</b>        | <b>118</b>  | <b>6</b>        | <b>9</b>          | <b>8</b>         | <b>141</b>         | <b>190</b>            | <b>-49</b>         |



### Membership Composition June 2022 Cumulative



### Gender Composition June 2022 Cumulative

